



MODEL# GR-3 / STYLE# 730485

Garment Rack Laundry Sorter

Assembly Instructions

Questions, Problems, Missing Parts?


Before returning to your retailer, CALL OUR CUSTOMER SERVICE DEPARTMENT at 1-866-375-7994, 9 a.m. - 5 p.m. EST. MONDAY- FRIDAY or E-Mail: sales@shelfadditions.com

PACKAGE CONTENTS


A. Top Shelf (1)




B. Bottom Shelf (1)



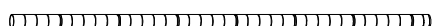
C. Middle Frame (1)




D. Top Pole (4)
(Pole Cap & Connector Pre-installed)



E. Bottom Pole (4)
(Pole Insert Pre-installed)



F. Hanging Rod (1)



G. L Type Bracket For Hanging Rod (2)



H. Head Screw For Hanging Rod (2)



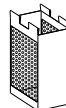
I. Plastic Tapered Lock (24pcs+2pcs extra)



J. Locking Casters (2), Non-Locking Casters (2)



K. Mesh Laundry Bag (3)



L. Wire Handle For Laundry Bag (6)



SAFETY INFORMATION

Please read and understand this entire manual before attempting to assemble, operate or install the product



WARNINGS AND CAUTIONS

- Assemble the item on a soft, non-abrasive surface, such as carpeting, to avoid scratching the finish.
- May require two adults for safe assembly.
- Discard of all plastic bags immediately. Do not let children play with them as they pose a choking hazard.
- Do not climb or step on the whole unit! Heavy objects must be placed – not dropped– onto the shelves.
- Heaviest objects must be stored on lower shelves and lighter objects on upper shelves.
-

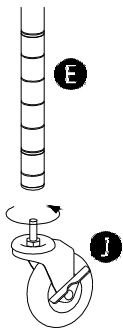
PREPARATION

Before beginning assembly and installation of product, make sure all parts are present. Compare parts with package contents list and diagram above. If any part is missing or damaged, do not attempt to assemble, install or operate the product. Contact customer service for replacement parts.

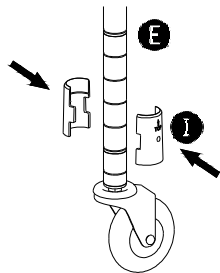
- Estimated Assembly Time: 20 minutes
- No tools required for assembly.
- Helpful Tool: Rubber Mallet
- Note: Black plastic discs between shelf collars are for packaging purposes only. They are NOT NEEDED. Discard upon assembly.

ASSEMBLY INSTRUCTIONS

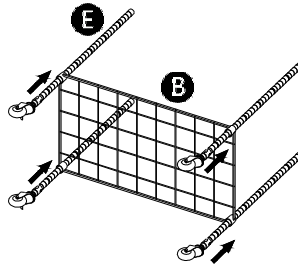
①



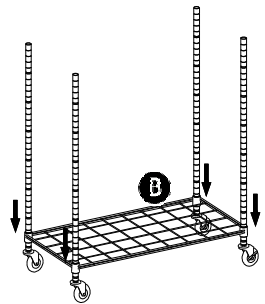
②



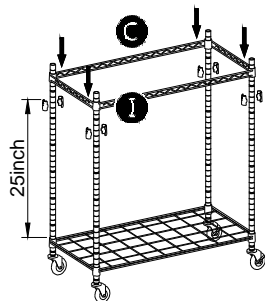
③



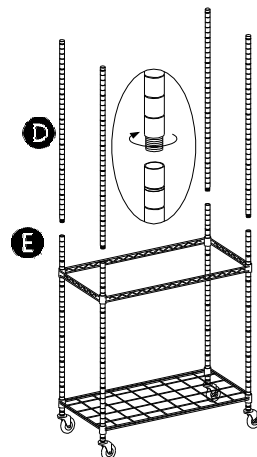
④



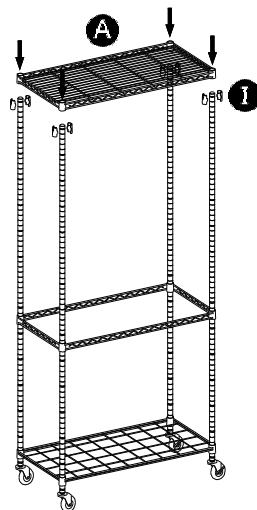
⑤



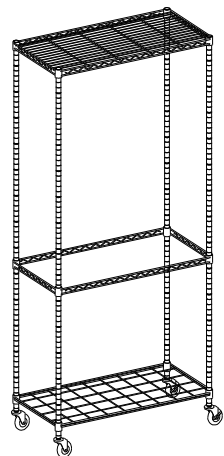
⑥



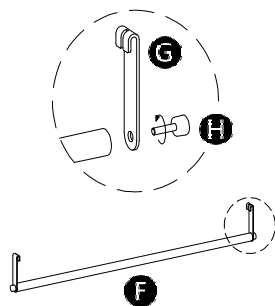
⑦



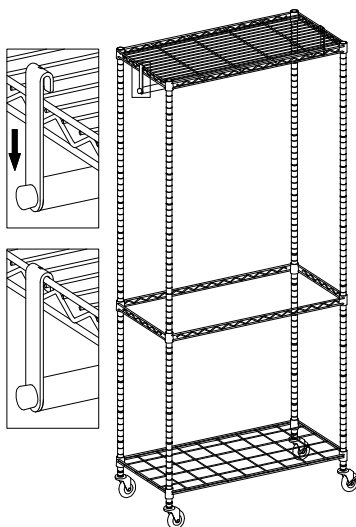
⑧



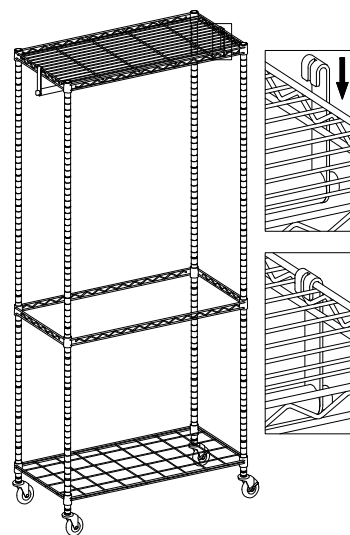
9



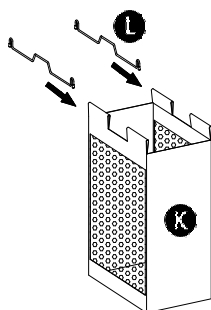
10



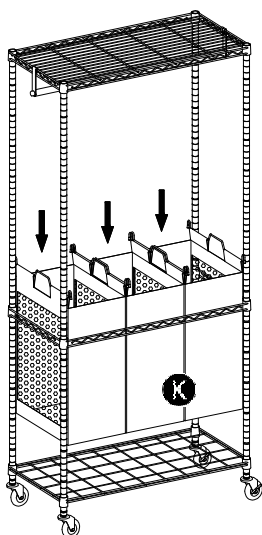
11



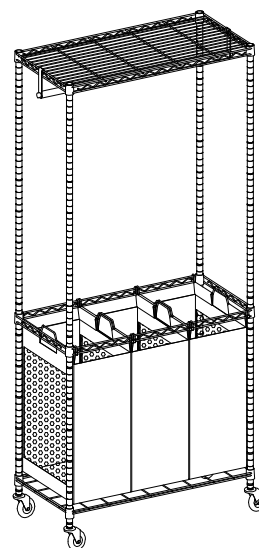
12



13



14



CARE AND MAINTENANCE

- Periodically check and ensure that all components are in their proper positions and that all connections are secure.

TROUBLESHOOTING

PROBLEM

- Shelves do not slide over the plastic tapered locks properly.

POSSIBLE CAUSE

- Uneven placement of shelves on poles.
- Plastic tapered locks around the poles are not locked in place
- Narrow end of plastic tapered locks are upside down.
- Plastic tapered locks are not on the same groove of each pole.

CORRECTIVE ACTION

- Make sure you slide the shelf down the poles evenly.
- Check plastic tapered locks around the poles are locked into place.
- Make sure narrow end of the plastic tapered locks are facing up towards the top of the pole.
- Make sure the plastic tapered locks are on the same appropriate groove on each of the poles.

1-YEAR LIMITED WARRANTY

The manufacturer warrants this product to be free from defects in workmanship and material present at time of shipment from the factory for one year from the date of purchase. This warranty applies only to the original purchaser. The manufacturer agrees to correct such defect at no charge or at our option replace the product with a comparable or superior model.

To obtain warranty service, call our customer service department at 1-866-375-7994 for return authorization and shipping instructions. You may be required to present a copy of your sales receipt as proof of purchase. All cost of removal and reinstallation are the expressed responsibility of the purchaser. Any damage to the product by accident, misuse or improper installation, or by affixing accessories not produced by the manufacturer, are the purchaser's responsibility.

There is no further expressed warranty. The manufacturer disclaims any and all implied warranties. The manufacturer shall not be liable for incidental, consequential or special damages arising at or in connection with product use or performance except as may otherwise be accorded by law. This warranty gives you specific legal rights and you also have other rights that vary from state to state. This warranty supersedes all prior warranties.

REV. 09/30/14